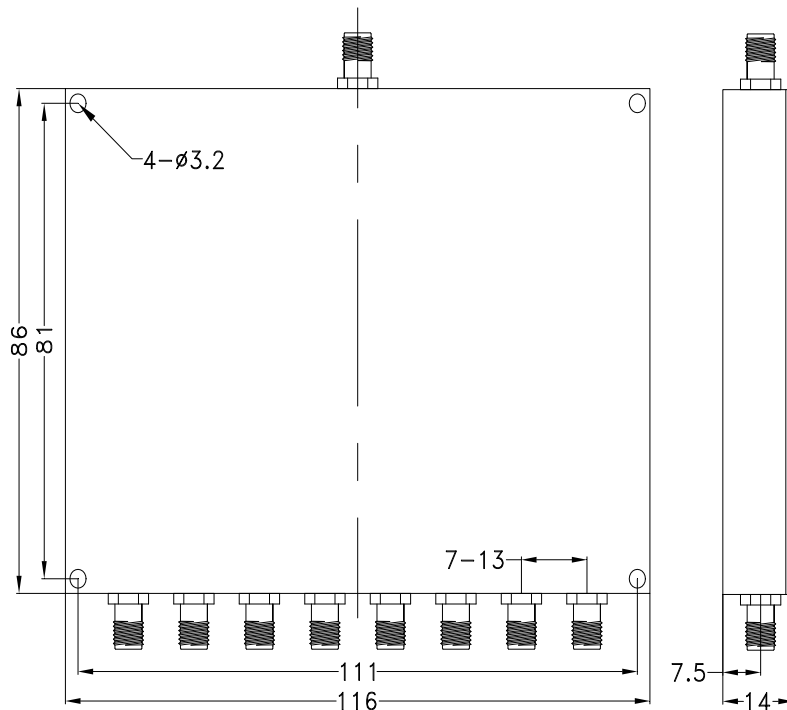


# XQY-PS8-0.8/3-SE

## 精密高频功分/合路器

### precision RF power splitter/Combiner

SN	Parameters	Specifications
1	频率范围 Frequency Range	800 ~ 3000 MHz
2	插入损耗 Insertion Loss	≤ 1.0dB (Excluding theoretical loss 未含理论损耗 9.0 dB)
3	输入驻波 Input Port VSWR	Typ.1.17 / Max.1.25
4	输出驻波 Output Port VSWR	Typ.1.11 / Max.1.20
5	隔离度 Isolation	Typ.26dB / Min.20dB
6	幅度平衡 Amplitude Balance	≤ 0.3dB
7	相位平衡 Phase Balance	±4°
8	阻抗 Impedance	50 Ohms
9	端口接头 Input/Output Connectors	SMA-Female
10	承受功率 Power Rating	Splitter 分路器用时 30W; Combiner 合路器用时 2W
11	工作温度 Operation Temperature	-35°C ~ +75°C
12	表面处理 Surface Finishing	Sandblasting natural color conductive oxide 喷砂本导
13	外形尺寸 Outline Dimensions	116*86*14 (mm)
14	重量 Weight	305 (g)



注: 尺寸(mm/[英寸]), 一般公差(± 0.3)

Note: Dimensions (mm / [inch]), General tolerance (±0.3)

Tr1 S11 SWR 100.0m/ Ref 1.000 [F2]

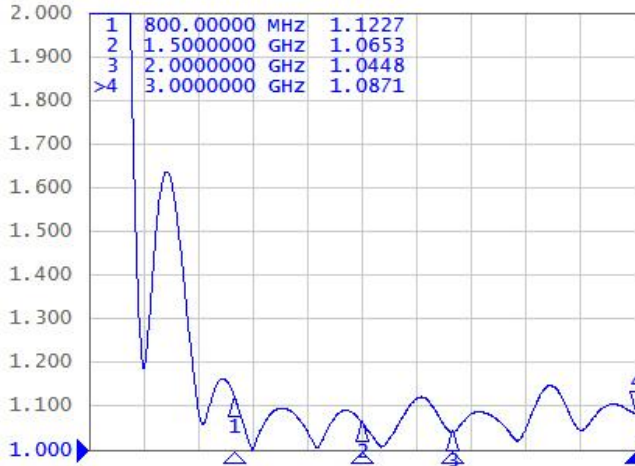


图1.合路端驻波比

Tr2 S21 Log Mag 1.000dB/ Ref -9.000dB [F2]

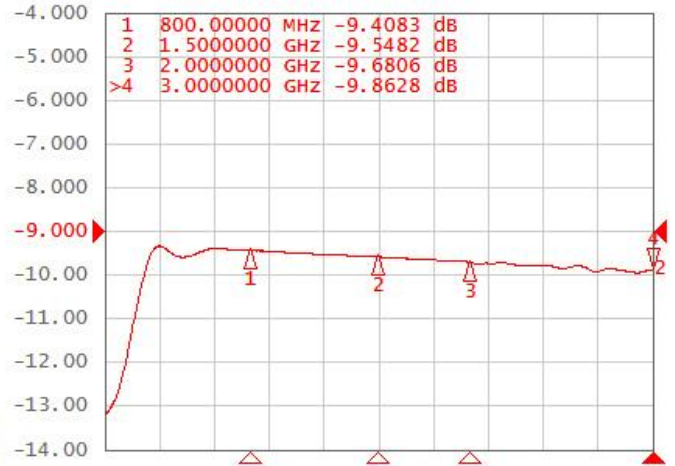


图2.插入损耗

Tr3 S12 Log Mag 10.00dB/ Ref 0.000dB [F2 Smo]

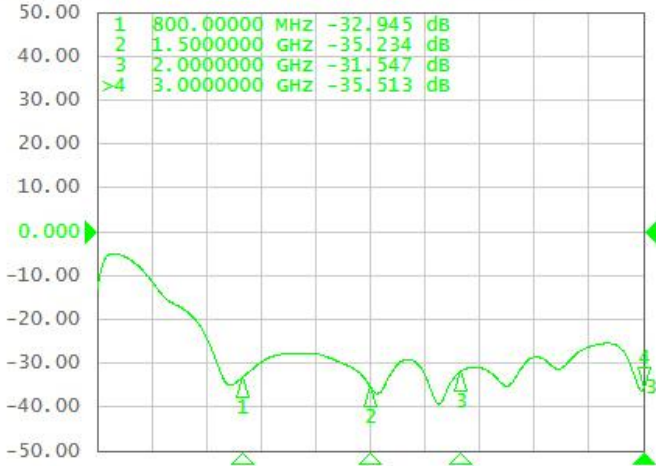


图3.隔离度

Tr4 S22 SWR 100.0m/ Ref 1.000 [F2]

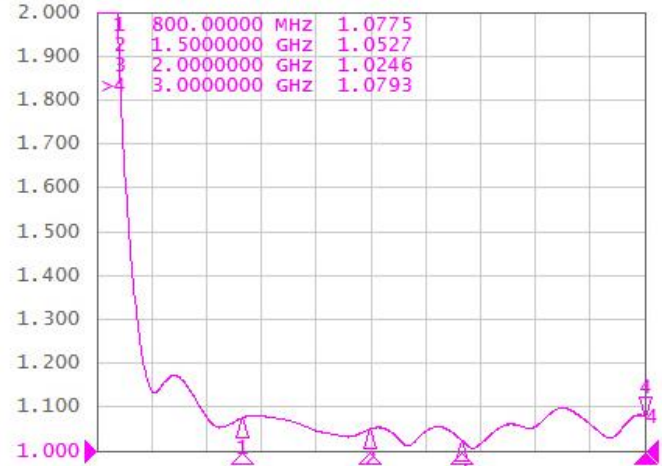


图4.分配端驻波比